



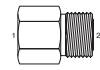
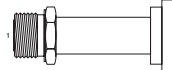
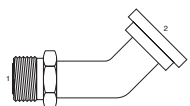
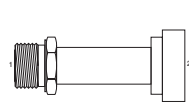
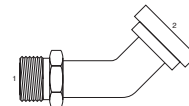
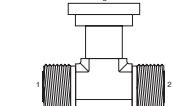
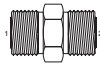





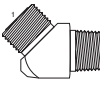
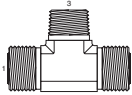
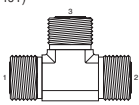
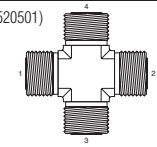
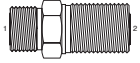
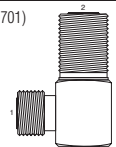
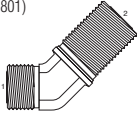
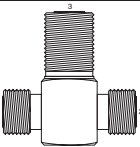
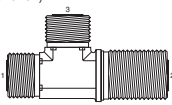

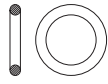

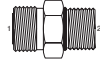
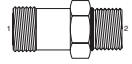




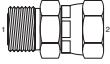
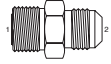
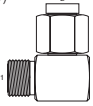
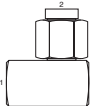
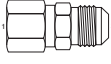
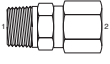
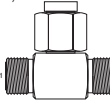
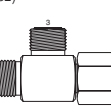
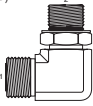
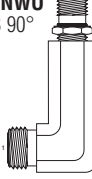
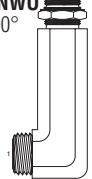
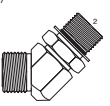

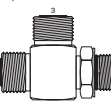
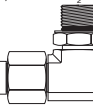
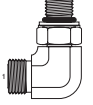
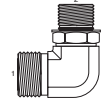
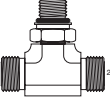
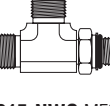


O-Ring Face Seal Fittings

O-Ring Face Seal Fittings

Brennan Industries, Inc.'s steel and stainless steel o-ring face seal fittings meet all design and performance requirements for o-ring face seal fittings in Standard J1453 published by the Society of Automotive Engineers (SAE).

(520112)  FS0304-C Cap Assembly Insert	(520118)  FS0306 Bulkhead Lock Nut	(520110)  FS0318 Nut	(520115)  FS0319 Sleeve	(520104)  FS0403 Bore-MFS Straight	 FS1700 MFS-Flange Straight Code 61
 FS1703 MFS-Flange 45° Code 61	 FS1800 MFS-Flange Straight Code 62	 FS1803 MFS-Flange 45° Code 62	 FS1805 MFS-MFS-Flange Code 62	(520101)  FS2403 MFS-MFS Straight	 FS2404 MFS-MP Straight
 FS2406 FFS-MFS Tube End Reducer	(520109)  FS2408 MFS Plug	(520201)  FS2500 MFS-MFS 90°	 FS2501 MFS-MP 90°	 FS2503 MFS-MP 45°	 FS2601 MFS-MFS-MP Tee
(520401)  FS2603 MFS-MFS-MFS Tee	(520501)  FS2650 MFS-MFS-MFS Cross	(520601)  FS2700 MFS-MFS Bulkhead Union	(520701)  FS2701 MFS-MFS Bulkhead 90°	(520801)  FS2702 MFS-MFS Bulkhead 45°	 FS2703 MFS-MFS-Bulkhead Tee
(520201)  FS2704 MFS-MFS-MFS Tee	(J515 Type CH)  FS4000 Buna O Ring	 FS4001 Viton O Ring	 FS6001 Silver Braze Ring	(520120)  FS6400-O MFS-MORB Straight	(520122)  FS6400-L-O MFS-MORB Straight Long

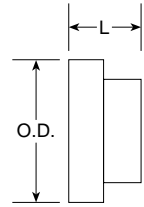
O-ring Face Seal Fittings

 <p>FS6402 MFS-FJS Straight</p>	 <p>FS6403 MFS-MJ Straight</p>	<p>(520221)</p>  <p>FS6500 MFS-FFSS 90°</p>	 <p>FS6503 FP-FFSS 90°</p>	 <p>FS6504 FFSS-MJ Straight</p>	 <p>FS6505 MP-FFSS Straight</p>
<p>(520433)</p>  <p>FS6600 MFS-MFS- FFSS Branch Tee</p>	<p>(520432)</p>  <p>FS6602 MFS-FFSS- MFS Tee</p>	<p>(520220)</p>  <p>FS6801-NWO MFS- MAORB 90°</p>	<p>FS6801-L-NWO MFS-MORB 90° Long</p> 	<p>FS6801-LL-NWO MF-MAORB 90° X-Long</p> 	<p>(520320)</p>  <p>FS6802-NWO MFS- MAORB 45°</p>
<p>(520429)</p>  <p>FS6803-NWO MFS- MFS-MAORB Tee</p>	<p>(520428)</p>  <p>FS6804-NWO MFS- MAORB-MFS Tee</p>	<p>(520281)</p>  <p>FS6809-NWO FFSS- MAORB 90°</p>	 <p>FS7202-NWO MFS- MBSP 90° Elbow</p>	 <p>FS7205-NWO MFS-MMAORB 90° Elbow</p>	 <p>FS7210-NWO MFS- MFS-MMAORB Tee</p>
 <p>FS7215-NWO MFS- MMAORB-MFS Tee</p>	 <p>FS7300-NWO MFS- MMAORB 45° Elbow</p>	 <p>FS7640-0 MFS-MMORB</p>			

Cap Assembly Insert

FS0304-C Series

Used with FS0318



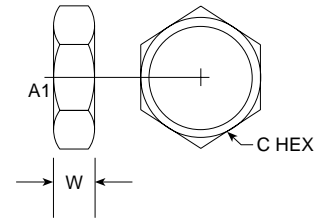
SAE # 520112

PART NO. SIZE	TUBE O.D.	O.D.	M.M.	L LGTH	M.M.	Standard Material From Stock			
						S	FG	SS	B
FS0304-C-04	1/4	0.502	12.75	0.340	8.64	•			
FS0304-C-06	3/8	0.620	15.75	0.370	9.40	•			
FS0304-C-08	1/2	0.745	18.92	0.470	11.94	•			
FS0304-C-10	5/8	0.923	23.44	0.470	11.94	•			
FS0304-C-12	3/4	1.097	27.86	0.530	13.46	•			
FS0304-C-16	1	1.347	34.21	0.590	14.99	•			
FS0304-C-20	1 1/4	1.597	40.56	0.590	14.99	•			
FS0304-C-24	1 1/2	1.910	48.51	0.590	14.99	•			

Bulkhead Lock Nut

FS0306 Series

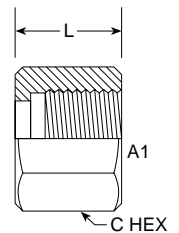
SAE # 520118



PART NO. SIZE	TUBE O.D.	A1 THREAD	C HEX	M.M.	W WIDTH	M.M.	Standard Material From Stock			
							S	FG	SS	B
FS0306-04	1/4	9/16-18	13/16	20.64	0.270	6.86	•			
FS0306-06	3/8	11/16-16	1	25.40	0.310	8.13	•			
FS0306-08	1/2	13/16-16	1 1/8	28.58	0.350	8.89	•			
FS0306-10	5/8	1-14	1 5/16	33.34	0.410	10.41	•			
FS0306-12	3/4	1 3/16-12	1 1/2	38.10	0.410	10.41	•			
FS0306-16	1	1 7/16-12	1 3/4	44.45	0.410	10.41	•			
FS0306-20	1 1/4	1 11/16-12	2	50.80	0.410	10.41	•			
FS0306-24	1 1/2	2-12	2 3/8	60.33	0.410	10.41	•			

Nut FS0318 Series

SAE # 520110



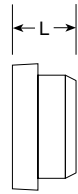
PART NO. SIZE	TUBE O.D.	A1 THREAD	C HEX	M.M.	L LGTH	M.M.	Standard Material From Stock			
							S	FG	SS	B
FS0318-04	1/4	9/16-18	11/16	17.46	0.580	14.73	•			
FS0318-06	3/8	11/16-16	13/16	20.63	0.670	17.02	•			
FS0318-08	1/2	13/16-16	15/16	23.81	0.830	21.08	•			
FS0318-10	5/8	1-14	1-1/8	28.58	0.930	23.62	•			
FS0318-12	3/4	1 4/16-12	1-3/8	34.93	1.024	26.01	•			
FS0318-16	1	1 7/16-12	1-5/8	41.28	1.100	27.94	•			
FS0318-20	1 1/4	1 11/16-12	1-7/8	47.64	1.100	27.94	•			
FS0318-24	1 1/2	2-12	2-1/4	57.15	1.100	27.94	•			

O-ring Face Seal Fittings

PART NO. SIZE	TUBE O.D.	LGTH L	M.M.	Standard Material From Stock			
				S	FG	SS	B
FS0319-04	1/4	0.374	9.50	•			
FS0319-06	3/8	0.374	9.50	•			
FS0319-08	1/2	0.374	9.50	•			
FS0319-10	5/8	0.413	10.49	•			
FS0319-12	3/4	0.551	13.99	•			
FS0319-16	1	0.610	15.49	•			
FS0319-20	1 1/4	0.610	15.49	•			
FS0319-24	1 1/2	0.610	15.49	•			

Sleeve FS0319 Series

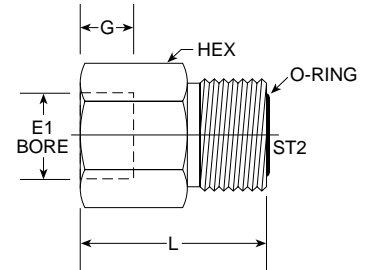
SAE # 520115



Note: Braze Style

Bore-MFS Straight FS0403 Series

SAE # 520104

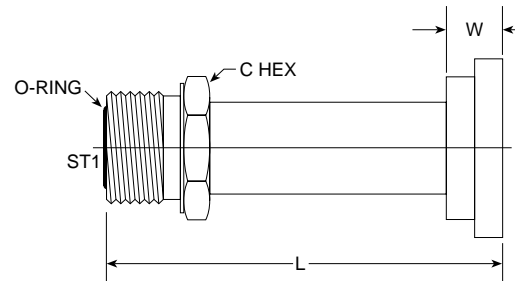


PART NO. SIZE	E1* BORE	ST2 THREAD	G*	M.M.	L LGTH M.M.	HEX	HEX	M.M.	Standard Material From Stock		
									S	SS	
FS0403-04-04	0.256	9/16-18	0.330	8.38	0.860	21.84	5/8	0.625	15.87	•	
FS0403-04-06	0.256	11/16-16	0.330	8.38	0.900	22.86	3/4	0.750	19.05	•	
FS0403-06-04	0.381	9/16-18	0.330	8.38	0.860	21.84	5/8	0.625	15.87	•	
FS0403-06-06	0.381	11/16-16	0.330	8.38	0.900	22.86	3/4	0.750	19.05	•	
FS0403-06-08	0.381	13/16-16	0.330	8.38	0.970	24.64	7/8	0.875	22.22	•	
FS0403-08-06	0.506	11/16-16	0.330	8.38	0.900	22.86	3/4	0.750	19.05	•	
FS0403-08-08	0.506	13/16-16	0.330	8.38	0.970	24.64	7/8	0.875	22.22	•	
FS0403-08-10	0.506	1-14	0.330	8.38	1.070	27.18	1 1/16	1.062	26.97	•	
FS0403-08-12	0.506	1 3/16-12	0.330	8.38	1.160	29.46	1 1/4	1.250	31.75	•	
FS0403-10-08	0.631	13/16-16	0.330	8.38	0.970	24.64	7/8	0.875	22.22	•	
FS0403-10-10	0.631	1-14	0.330	8.38	1.070	27.18	1 1/16	1.062	26.97	•	
FS0403-10-12	0.631	1 3/16-12	0.330	8.38	1.160	29.46	1 1/4	1.250	31.75	•	
FS0403-12-08	0.757	13/16-16	0.490	12.45	1.160	29.46	1 1/16	1.062	26.97	•	
FS0403-12-10	0.757	1-14	0.490	12.45	1.230	31.24	1 1/4	1.250	31.75	•	
FS0403-12-12	0.757	1 3/16-12	0.490	12.45	1.320	33.53	1 1/4	1.250	31.75	•	
FS0403-12-16	0.757	1 7/16-12	0.490	12.45	1.460	37.08	1 1/2	1.500	38.10	•	
FS0403-16-12	1.007	1 3/16-12	0.550	13.97	1.380	35.05	1 1/2	1.500	38.10	•	
FS0403-16-16	1.007	1 7/16-12	0.550	13.97	1.520	38.61	1 1/2	1.500	38.10	•	
FS0403-16-20	1.007	1 11/16-12	0.550	13.97	1.520	38.61	1 3/4	1.750	44.45	•	
FS0403-20-20	1.258	1 11/16-12	0.550	13.97	1.520	38.61	1 3/4	1.750	44.45	•	
FS0403-20-24	1.258	2-12	0.550	13.97	1.520	38.61	2 1/8	2.125	53.97	•	
FS0403-24-20	1.508	1 11/16-12	0.550	13.97	1.520	38.61	2 1/8	2.125	53.97	•	
FS0403-24-24	1.508	2-12	0.550	13.97	1.520	38.61	2 1/8	2.125	53.97	•	

*E dimensions are for silver brazing. (SAE J1453)

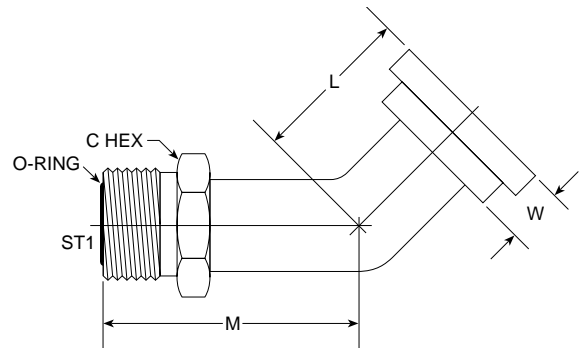
*G dimensions are for silver brazing. (SAE J1453)

MFS-Flange Straight Code 61 FS1700 Series



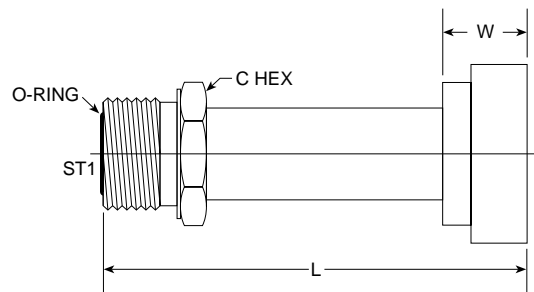
PART NO. SIZE	TUBE O.D.	ST1	FLANGE	L LGTH M.M.	W WIDTH M.M.	C HEX M.M.	C HEX M.M.	Standard Material From Stock						
								S	FG	SS	B			
NEW FS1700-12-12														
NEW FS1700-16-16														
NEW FS1700-20-20														
NEW FS1700-24-24														

MFS-Flange 45° Code 61 FS1703 Series



PART NO. SIZE	TUBE O.D.	ST1	FLANGE	L LGTH M.M.	M LGTH M.M.	W WIDTH M.M.	C HEX M.M.	C HEX M.M.	Standard Material From Stock				
									S	FG	SS	B	
NEW FS1703-12-12													
NEW FS1703-12-16													
NEW FS1703-16-16													
NEW FS1703-20-20													
NEW FS1703-24-24													

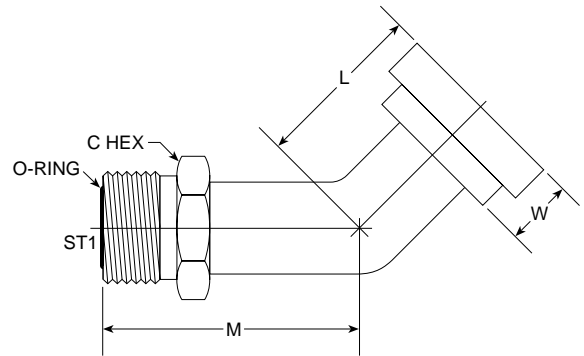
MFS-Flange Straight Code 62 FS1800 Series



PART NO. SIZE	TUBE O.D.	ST1	FLANGE	L LGTH M.M.	W WIDTH M.M.	C HEX M.M.	C HEX M.M.	Standard Material From Stock					
								S	FG	SS	B		
NEW FS1800-12-12													
NEW FS1800-16-12													
NEW FS1800-16-16													
NEW FS1800-20-20													
NEW FS1800-24-24													

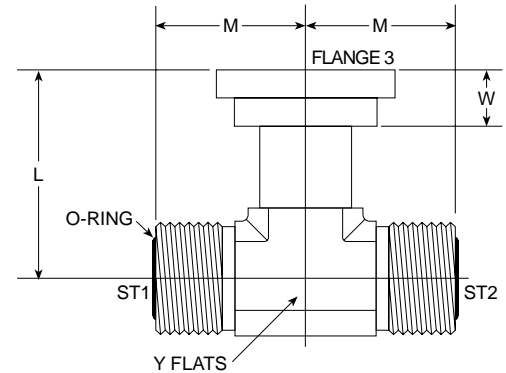
O-ring Face Seal Fittings

MFS-Flange 45°
Code 62
FS1803 Series



PART NO. SIZE	TUBE O.D.	ST1	FLANGE	L LGTH	M.M.	M LGTH	M.M.	W WIDTH	M.M.	C HEX	C HEX	M.M.	Standard Material From Stock				
													S	FG	SS	B	
NEW FS1803-12-12																	
NEW FS1803-16-16																	
NEW FS1803-20-20																	
NEW FS1803-24-24																	

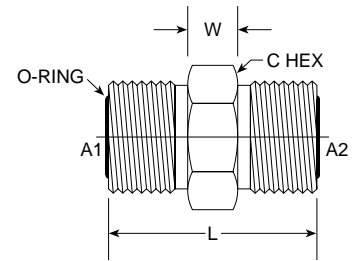
MFS-MFS-Flange
Code 62
FS1805 Series



PART NO. SIZE	TUBE O.D.	ST1	ST2	L LGTH	M.M.	M LGTH	M.M.	W WIDTH	M.M.	Y FLATS	Y FLATS	M.M.	Standard Material From Stock				
													S	FG	SS	B	
NEW FS1805-12-12-16																	
NEW FS1805-16-16-16																	

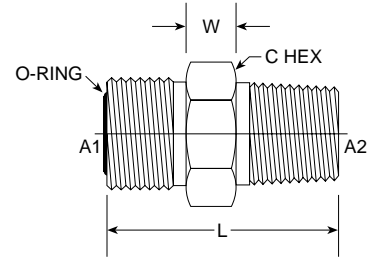
MFS-MFS Straight FS2403 Series

SAE # 520101



PART NO. SIZE	TUBE O.D.	A1 THREAD	A2 THREAD	L LGTH	M.M.	W WIDTH	M.M.	C HEX	C HEX	M.M.	Standard Material From Stock			
											S	FG	SS	B
FS2403-04-04	1/4	9/16-18	9/16-18	1.080	27.43	0.310	7.87	5/8	0.625	15.87	•			
FS2403-06-04	3/8 1/4	11/16-16	9/16-18	1.170	29.72	0.340	8.64	3/4	0.750	19.05	•			
FS2403-06-06	3/8	11/16-16	11/16-16	1.220	30.99	0.340	8.64	3/4	0.750	19.05	•			
FS2403-08-06	1/2 3/8	13/16-16	11/16-16	1.330	33.78	0.390	9.91	7/8	0.875	22.22	•			
FS2403-08-08	1/2	13/16-16	13/16-16	1.390	35.31	0.390	9.91	7/8	0.875	22.22	•			
FS2403-10-08	5/8 1/2	1-14	13/16-16	1.570	39.88	0.460	11.68	1 1/16	1.062	26.97	•			
FS2403-10-10	5/8	1-14	1-14	1.680	42.67	0.460	11.68	1 1/16	1.062	26.97	•			
NEW FS2403-12-08											•			
FS2403-12-10	3/4 5/8	1 3/16-12	1-14	1.800	45.72	0.520	13.20	1 1/4	1.250	31.75	•			
FS2403-12-12	3/4	1 3/16-12	1 3/16-12	1.850	46.99	0.520	13.20	1 1/4	1.250	31.75	•			
FS2403-16-12	1 3/4	1 7/16-12	1 3/16-12	1.920	48.77	0.560	14.22	1 1/2	1.500	38.10	•			
FS2403-16-16	1	1 7/16-12	1 7/16-12	1.940	49.28	0.560	14.22	1 1/2	1.500	38.10	•			
FS2403-20-20	1 1/4	1 11/16-12	1 11/16-12	2.020	51.31	0.640	16.26	1 3/4	1.750	44.45	•			
NEW FS2403-24-20											•			
FS2403-24-24	1 1/2	2-12	2-12	2.090	53.09	0.710	18.03	2 1/8	2.125	53.97	•			

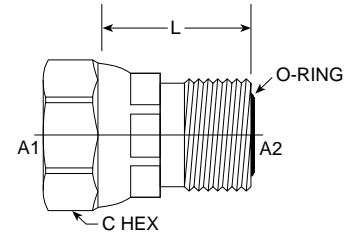
MFS-MP Straight FS2404 Series



PART NO. SIZE	TUBE O.D.	A1 THREAD	A2 THREAD	L LGTH	M.M.	W WIDTH	M.M.	C HEX	C HEX	M.M.	Standard Material From Stock			
											S	FG	SS	B
FS2404-04-02	1/4	9/16-18	1/8-27	1.070	27.18	0.270	6.86	5/8	0.625	15.87	•			
FS2404-04-04	1/4	9/16-18	1/4-18	1.260	32.00	0.270	6.86	5/8	0.625	15.87	•			
FS2404-04-06	1/4	9/16-18	3/8-18	1.320	33.53	0.270	6.86	3/4	0.750	19.05	•			
FS2404-04-08	1/4	9/16-18	1/2-14	1.500	38.10	0.270	6.86	7/8	0.875	22.22	•			
NEW FS2404-06-02											•			
FS2404-06-04	3/8	11/16-16	1/4-18	1.250	31.75	0.310	7.87	3/4	0.750	19.05	•			
FS2404-06-06	3/8	11/16-16	3/8-18	1.340	34.04	0.310	7.87	3/4	0.750	19.05	•			
FS2404-06-08	3/8	11/16-16	1/2-14	1.550	39.37	0.310	7.87	7/8	0.875	22.22	•			
FS2404-08-04	1/2	13/16-16	1/4-18	1.480	37.59	0.350	8.89	7/8	0.875	22.22	•			
FS2404-08-06	1/2	13/16-16	3/8-18	1.480	37.59	0.350	8.89	7/8	0.875	22.22	•			
FS2404-08-08	1/2	13/16-16	1/2-14	1.640	41.66	0.350	8.89	7/8	0.875	22.22	•			
FS2404-08-12	1/2	13/16-16	3/4-14	1.690	42.93	0.410	10.41	1 1/8	1.125	28.57	•			
FS2404-10-08	5/8	1-14	1/2-14	1.820	46.23	0.410	10.41	1 1/16	1.062	26.97	•			
FS2404-10-12	5/8	1-14	3/4-14	1.820	46.23	0.410	10.41	1 1/8	1.125	28.57	•			
FS2404-10-16	5/8	1-14	1-11 1/2	1.950	49.53	0.380	9.65	1 3/8	1.375	34.93	•			
FS2404-12-08	3/4	1 3/16-12	1/2-14	1.930	49.02	0.410	10.41	1 1/4	1.250	31.75	•			
FS2404-12-12	3/4	1 3/16-12	3/4-14	1.930	49.02	0.410	10.41	1 1/4	1.250	31.75	•			
FS2404-12-16	3/4	1 3/16-12	1 11-1/2	2.130	54.10	0.410	10.41	1 3/8	1.375	34.92	•			
FS2404-16-12	1	1 7/16-12	3/4-14	2.000	50.80	0.410	10.41	1 1/2	1.500	38.10	•			
FS2404-16-16	1	1 7/16-12	1 11-1/2	2.190	55.63	0.410	10.41	1 1/2	1.500	38.10	•			
FS2404-16-20	1	1 7/16-12	1 1/4-11 1/2	2.30	58.42	0.620	15.75	1 11/16	1.6875	42.86	•			
FS2404-16-24	1	1 7/16-12	1 1/2-11 1/2	2.15	54.61	0.445	11.30	2	2.000	50.80	•			
FS2404-20-16	1 1/4	1 11/16-12	1-11 1/2	2.300	58.42	.645	16.38	1 3/4	1.750	44.45	•			
FS2404-20-20	1 1/4	1 11/16-12	1 1/4-11 1/2	2.300	58.42	0.410	10.41	1 7/8	1.875	47.62	•			
FS2404-24-24	1 1/2	2-12	1 1/2-11 1/2	2.400	60.96	0.410	10.41	2 1/8	2.125	53.97	•			

O-ring Face Seal Fittings

FFS-MFS Tube End Reducer FS2406 Series

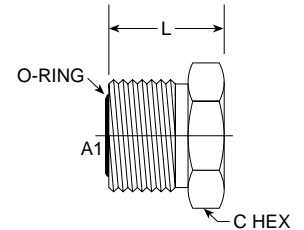


PART NO. SIZE	TUBE O.D.	A1 THREAD	A2 THREAD	L LGTH	M.M.	C HEX	C HEX	M.M.	Standard Material From Stock			
									S	FG	SS	B
FS2406-06-04	3/8 1/4	11/16-16	9/16-18	0.770	19.56	13/16	0.812	20.62	•			
FS2406-08-04*	1/2 1/4	13/16-16	9/16-18	0.860	21.84	15/16	0.937	23.80	•			
FS2406-08-06	1/2 3/8	13/16-16	9/16-18	0.880	22.35	15/16	0.937	23.80	•			
FS2406-10-04*	5/8 1/4	1-14	9/16-18	0.900	22.86	1 1/8	1.125	28.57	•			
FS2406-10-06*	5/8 3/8	1-14	11/16-16	0.950	24.13	1 1/8	1.125	28.57	•			
FS2406-10-08*	5/8 1/2	1-14	13/16-16	1.020	25.91	1 1/8	1.125	28.57	•			
FS2406-12-04*	3/4 1/4	1 3/16-12	9/16-18	0.980	24.89	1 3/8	1.375	34.92	•			
NEW FS2406-12-06									•			
FS2406-12-08*	3/4 1/2	1 3/16-12	13/16-16	1.090	27.69	1 3/8	1.375	34.92	•			
FS2406-12-10	3/4 5/8	1 3/16-12	1-14	1.160	29.46	1 3/8	1.375	34.92	•			
NEW FS2406-12-16									•			
FS2406-16-08*	1 1/2	1 7/16-12	13/16-16	1.150	29.21	1 5/8	1.625	41.27	•			
FS2406-16-10*	1 5/8	1 7/16-12	1-14	1.260	32.00	1 5/8	1.625	41.27	•			
FS2406-16-12	1 3/4	1 7/16-12	1 3/16-12	1.300	33.02	1 5/8	1.625	41.27	•			
NEW FS2406-16-20									•			
FS2406-20-12*	1 1/4 3/4	1 11/16-12	1 3/16-12	1.320	33.53	1 7/8	1.875	47.62	•			
FS2406-20-16	1 1/4 1	1 11/16-12	1 7/16-12	1.510	38.35	1 7/8	1.875	47.62	•			
FS2406-20-24*	1 1/4 1 1/2	1 11/16-12	2-12	1.300	33.02	2 1/4	2.250	57.15	•			
FS2406-24-16*	1 1/2 1	1 7/16-12	2-12	1.230	31.24	2 1/4	2.250	57.15	•			
FS2604-24-20*	1 1/2 1 1/4	1 11/16-12	2-12	1.350	34.29	2 1/4	2.250	57.15	•			

*Note: Two-Piece Assembly

MFS Plug FS2408 Series

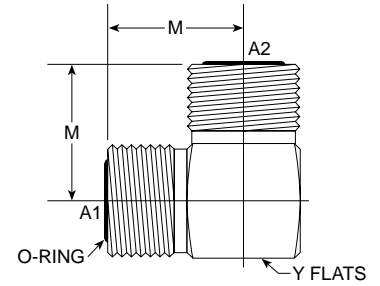
SAE # 520109



PART NO. SIZE	A1 THREAD	L LGTH	M.M.	C HEX	C HEX	M.M.	Standard Material From Stock			
							S	FG	SS	B
FS2408-04	9/16-18	0.660	16.76	5/8	0.625	15.87	•			
FS2408-06	11/16-16	0.750	19.05	3/4	0.750	19.05	•			
FS2408-08	13/16-16	0.850	21.59	7/8	0.875	22.22	•			
FS2408-10	1-14	1.020	25.91	1 1/16	1.062	26.97	•			
FS2408-12	1 3/16-12	1.080	27.43	1 1/4	1.250	31.75	•			
FS2408-16	1 7/16-12	1.090	27.69	1 1/2	1.500	38.10	•			
FS2408-20	1 11/16-12	1.090	27.69	1 3/4	1.750	44.45	•			
FS2408-24	2-12	1.090	27.69	2 1/8	2.125	53.97	•			

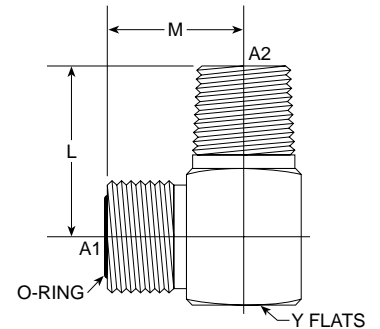
MFS-MFS 90° FS2500 Series

SAE # 520201



PART NO. SIZE	TUBE O.D.	A1 THREAD	A2 THREAD	M LGTH	M.M.	Y FLATS	Y FLATS	M.M.	Standard Material From Stock			
									S	FG	SS	B
FS2500-04-04	1/4	9/16-18	9/16-18	0.850	21.59	9/16	0.562	14.27	•	•		
FS2500-06-06	3/8	11/16-16	11/16-16	0.980	24.89	3/4	0.750	19.05	•	•		
FS2500-08-08	1/2	13/16-16	13/16-16	1.100	27.94	3/4	0.750	19.05	•	•		
FS2500-10-10	5/8	1-14	1-14	1.310	33.27	1 1/16	1.062	26.97	•	•		
FS2500-12-12	3/4	1 3/16-12	1 3/16-12	1.470	37.34	1 3/16	1.188	30.17	•	•		
FS2500-16-16	1	1 7/16-12	1 7/16-12	1.640	41.66	1 7/16	1.438	36.52	•	•		
FS2500-20-20	1 1/4	1 11/16-12	1 11/16-12	1.760	44.70	1 5/8	1.625	41.27	•	•		
FS2500-24-24	1 1/2	2-12	2-12	1.920	48.77	1 7/8	1.875	47.62	•	•		

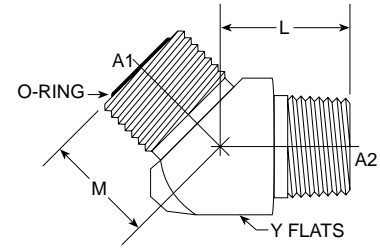
MFS-MP 90° FS2501 Series



PART NO. SIZE	TUBE O.D.	A1 THREAD	A2 THREAD	L LGTH	M.M.	M LGTH	M.M.	Y FLATS	Y FLATS	M.M.	Standard Material From Stock			
											S	FG	SS	B
FS2501-04-02	1/4	9/16-18	1/8-27	0.800	20.32	0.850	21.59	9/16	0.562	14.27	•	•		
FS2501-04-04	1/4	9/16-18	1/4-18	1.120	28.45	0.850	21.59	9/16	0.562	14.27	•	•		
FS2501-04-06	1/4	9/16-18	3/8-18	1.220	30.99	0.970	24.64	3/4	0.750	19.05	•	•		
FS2501-06-04	3/8	11/16-16	1/4-18	1.090	27.69	0.980	24.89	3/4	0.750	19.05	•	•		
FS2501-06-06	3/8	11/16-16	3/8-18	1.220	30.99	0.980	24.89	3/4	0.750	19.05	•	•		
FS2501-06-08	3/8	11/16-16	3/8-18	1.470	37.34	1.150	29.21	7/8	0.875	22.22	•	•		
FS2501-08-04	1/2	13/16-16	1/4-18	1.220	30.99	1.100	27.94	3/4	0.750	19.05	•	•		
FS2501-08-06	1/2	13/16-16	3/8-18	1.220	30.99	1.100	27.94	3/4	0.750	19.05	•	•		
FS2501-08-08	1/2	13/16-16	1/2-14	1.470	37.34	1.100	27.94	1 7/8	1.875	47.62	•	•		
FS2501-08-12	1/2	13/16-16	3/4-14	1.470	37.34	1.320	33.53	1 1/16	1.062	26.97	•	•		
FS2501-10-08	5/8	1-14	1/2-14	1.470	37.34	1.310	33.27	1 1/16	1.062	26.97	•	•		
FS2501-10-12	5/8	1-14	3/4-14	1.590	40.39	1.410	35.81	1 3/16	1.188	30.17	•	•		
FS2501-12-08	3/4	1 3/16-12	1/2-14	1.590	40.39	1.470	37.34	1 3/16	1.188	30.17	•	•		
FS2501-12-12	3/4	1 3/16-12	3/4-14	1.590	40.39	1.470	37.34	1 3/16	1.188	30.17	•	•		
FS2501-12-16	3/4	1 3/16-12	1-11 1/2	1.970	50.04	1.620	41.15	1 5/16	1.312	33.32	•	•		
FS2501-16-12	1	1 7/16-12	3/4-14	1.780	45.21	1.64	41.66	1 7/16	1.438	36.53	•	•		
FS2501-16-16	1	1 7/16-12	1-11 1/2	1.970	50.04	1.640	41.66	1 7/16	1.438	36.52	•	•		
FS2501-16-20	1	1 7/16-12	1 1/4-11 1/2	2.380	60.45	1.760	44.70	1 5/8	1.625	41.27	•	•		
FS2501-20-16	1 1/4	1 11/16-12	1-11 1/2	2.350	59.69	1.76	44.70	1 5/8	1.625	41.28	•	•		
FS2501-20-20	1 1/4	1 11/16-12	1 1/4-11 1/2	2.380	60.45	1.760	44.70	1 5/8	1.625	41.27	•	•		
FS2501-24-24	1 1/2	2-12	1 1/2-11 1/2	2.640	67.06	1.920	48.77	1 7/8	1.875	47.62	•	•		

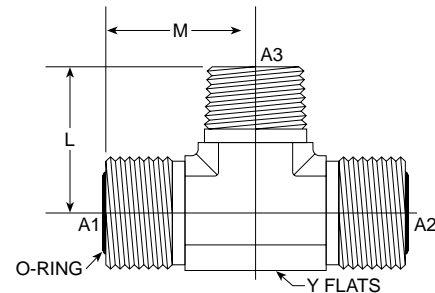
O-ring Face Seal Fittings

MFS-MP 45° FS2503 Series



PART NO. SIZE	TUBE O.D.	A1 THREAD	A2 THREAD	L LGTH	M.M.	M LGTH	M.M.	Y FLATS	Y FLATS	M.M.	Standard Material From Stock			
											S	FG	SS	B
FS2503-04-04	1/4	9/16-18	1/4-18	1.020	25.91	0.630	16.00	9/16	0.562	14.27	•	•		
FS2503-06-04	3/8	11/16-16	1/4-18	0.870	22.10	0.740	18.80	3/4	0.750	19.05	•	•		
FS2503-06-06	3/8	11/16-16	3/8-18	0.930	23.62	0.850	21.59	3/4	0.750	19.05	•	•		
FS2503-08-06	1/2	13/16-16	3/8-18	0.930	23.62	0.910	23.11	3/4	0.750	19.05	•	•		
FS2503-08-08	1/2	13/16-16	1/2-14	1.170	29.72	0.890	22.61	3/4	0.750	19.05	•	•		
FS2503-10-08	5/8	1-14	1/2-14	1.175	29.84	0.920	23.37	1 1/16	1.062	26.97	•	•		
FS2503-12-08	3/4	1 3/16-12	1/2-14	1.300	33.02	1.020	25.91	1 3/16	1.188	30.17	•	•		
FS2503-12-12	3/4	1 3/16-12	3/4-14	1.200	30.48	1.110	28.19	1 3/16	1.188	30.17	•	•		
FS2503-16-16	1	1 7/16-12	1-11 1/2	1.560	39.62	1.180	29.97	1 7/16	1.438	36.52	•	•		
FS2503-20-20	1 1/4	1 11/16-12	1 1/4-11 1/2	1.670	42.42	1.260	32.00	1 5/8	1.625	41.28	•	•		

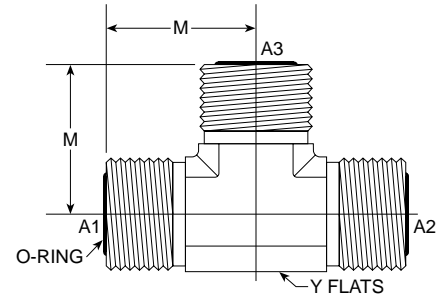
MFS-MFS-MP Tee FS2601 Series



PART NO. SIZE	TUBE O.D.	A1 THREAD	A2 THREAD	A3 THREAD	L LGTH	M.M.	M LGTH	M.M.	Y FLATS	Y FLATS	M.M.	Standard Material From Stock			
												S	FG	SS	B
FS2601-06-06-04	3/8	11/16-16	11/16-16	1/4-18	1.090	27.64	0.980	24.89	3/4	0.750	19.05	•			
FS2601-06-06-06	3/8	9/16-18	9/16-18	3/8-18	1.195	30.35	1.013	25.73	3/4	0.750	19.05	•			
FS2601-08-08-08	1/2	13/16-16	13/16-16	1/2-14	1.470	37.34	1.100	27.94	7/8	0.875	22.22	•			
FS2601-12-12-12	3/4	1 3/16-12	1 3/16-12	3/4-14	1.59	40.39	1.47	37.34	1 3/16	1.188	30.18	•	•		

MFS-MFS-MFS Tee FS2603 Series

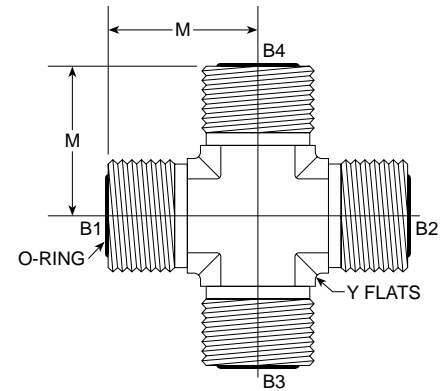
SAE # 520401



PART NO. SIZE	TUBE O.D.	A1 THREAD	A2 THREAD	A3 THREAD	M LGTH	M.M.	Y FLATS	Y FLATS	M.M.	Standard Material From Stock			
										S	FG	SS	B
FS2603-04-04-04	1/4	9/16-18	9/16-18	9/16-18	0.850	21.59	9/16	0.562	14.27	•	•		
FS2603-06-06-06	3/8	11/16-16	11/16-16	11/16-16	0.980	24.89	3/4	0.750	19.05	•	•		
FS2603-08-08-08	1/2	13/16-16	13/16-16	13/16-16	1.100	27.94	3/4	0.750	19.05	•	•		
FS2603-10-10-10	5/8	1-14	1-14	1-14	1.310	33.27	1 1/16	1.062	26.97	•	•		
FS2603-12-12-12	3/4	1 3/16-12	1 3/16-12	1 3/16-12	1.470	37.34	1 3/16	1.188	30.17	•	•		
FS2603-16-16-16	1	1 7/16-12	1 7/16-12	1 7/16-12	1.640	41.66	1 7/16	1.438	36.52	•	•		
FS2603-20-20-20	1 1/4	1 11/16-12	1 11/16-12	1 11/16-12	1.760	44.70	1 5/8	1.625	41.27	•	•		
FS2603-24-24-24	1 1/2	2-14	2-14	2-14	1.920	48.77	1 7/8	1.875	47.62	•	•		

MFS-MFS-MFS-MFS Cross FS2650 Series

SAE # 520501

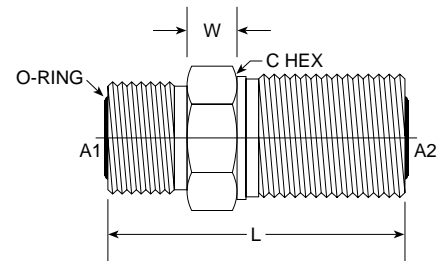


PART NO. SIZE	TUBE O.D.	A1 THREAD	A2 THREAD	A3 THREAD	A4 THREAD	M LGTH	M.M.	Y FLATS	Y FLATS	M.M.	Standard Material From Stock			
											S	FG	SS	B
FS2650-04-04-04-04	1/4	9/16-12	9/16-12	9/16-12	9/16-12	0.850	21.59	9/16	0.562	14.27	•	•		
FS2650-06-06-06-06	3/8	11/16-16	11/16-16	11/16-16	11/16-16	0.980	24.89	3/4	0.750	19.05	•	•		
FS2650-08-08-08-08	1/2	13/16-16	13/16-16	13/16-16	13/16-16	1.100	27.94	3/4	0.750	19.05	•	•		
FS2650-10-10-10-10	5/8	1-14	1-14	1-14	1-14	1.310	33.27	1 1/16	1.062	26.97	•	•		
FS2650-12-12-12-12	3/4	1 3/16-12	1 3/16-12	1 3/16-12	1 3/16-12	1.470	37.34	1 3/16	1.188	30.17	•	•		
FS2650-16-16-16-16	1	1 7/16-12	1 7/16-12	1 7/16-12	1 7/16-12	1.640	41.66	1 7/16	1.438	36.52	•	•		
FS2650-20-20-20-20	1 1/4	1 11/16-12	1 11/16-12	1 11/16-12	1 11/16-12	1.760	44.71	1 5/8	1.625	41.27	•	•		
FS2650-24-24-24-24	1 1/2	2-12	2-12	2-12	2-12	1.920	48.77	1 7/8	1.875	47.62	•	•		

O-ring Face Seal Fittings

MFS-MFS Bulkhead Union FS2700 Series

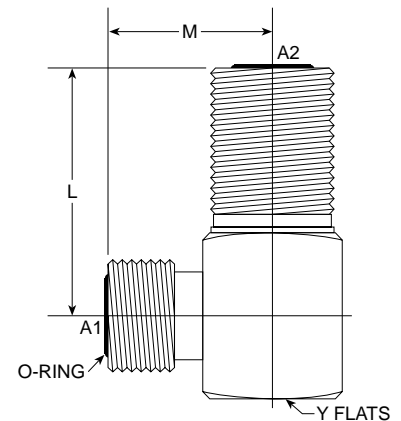
SAE # 520601



PART NO. SIZE	TUBE O.D.	A1 THREAD	A2 THREAD	L LGTH M.M.	W WIDTH M.M.	C HEX M.M.	C HEX	C HEX M.M.	PLATE MAX	Standard Material From Stock					
										S	FG	SS	B		
FS2700-04-04	1/4	9/16-18	9/16-18	1.090	27.69	0.270	6.86	13/16	0.812	20.63	1/2	•			
FS2700-06-06	3/8	11/16-16	11/16-16	2.090	53.09	0.310	7.87	1	1.000	25.40	35/64	•			
FS2700-08-08	1/2	13/16-16	13/16-16	2.300	58.42	0.350	8.89	1 1/4	1.250	31.75	35/64	•			
FS2700-10-10	5/8	1-14	1-14	2.620	66.55	0.410	10.41	1 5/16	1.312	33.32	35/64	•			
FS2700-12-12	3/4	1 3/16-12	1 3/16-12	2.720	69.09	0.410	10.41	1 1/2	1.500	38.10	35/64	•			
FS2700-16-16	1	1 7/16-12	1 7/16-12	2.760	70.10	0.410	10.41	1 3/4	1.750	44.45	35/64	•			
FS2700-20-20	1 1/4	1 11/16-12	1 11/16-12	2.760	70.10	0.410	10.41	2	2.000	50.80	35/64	•			
FS2700-24-24	1 1/2	2-14	2-14	2.760	70.10	0.410	10.41	2 3/8	2.375	60.32	35/64	•			

MFS-MFS Bulkhead 90° FS2701 Series

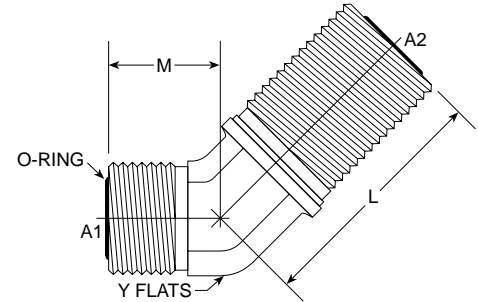
SAE # 520701



PART NO. SIZE	TUBE O.D.	A1 THREAD	A2 THREAD	L LGTH M.M.	M LGTH M.M.	Y FLATS M.M.	Y FLATS	Y FLATS M.M.	PLATE MAX	Standard Material From Stock					
										S	FG	SS	B		
FS2701-04-04	1/4	9/16-12	9/16-12	1.850	46.99	0.890	22.61	9/16	0.562	14.27	1/2	•	•		
FS2701-06-06	3/8	11/16-16	11/16-16	2.050	52.07	1.020	25.91	3/4	0.750	19.05	35/64	•	•		
FS2701-06-08	3/8	11/16-12	13/16-12	2.180	55.37	1.08	27.43	3/4	0.750	19.05	35/64	•	•		
FS2701-08-08	1/2	13/16-16	13/16-16	2.180	55.37	1.140	28.96	3/4	0.750	19.05	35/64	•	•		
NEW FS2701-08-10												•	•		
FS2701-10-10	5/8	1-14	1-14	2.480	62.99	1.360	34.54	1 1/16	1.062	26.97	35/64	•	•		
FS2701-12-12	3/4	1 3/16-12	1 3/16-12	2.650	67.31	1.520	38.61	1 3/16	1.188	30.17	35/64	•	•		
FS2701-16-16	1	1 7/16-12	1 7/16-12	2.800	71.12	1.670	42.42	1 7/16	1.438	36.52	35/64	•	•		
FS2701-20-20	1 1/4	1 11/16-12	1 11/16-12	2.970	75.44	1.790	45.47	1 5/8	1.625	41.27	35/64	•	•		
FS2701-24-24	1 1/2	2-12	2-12	3.130	79.50	1.950	49.53	1 7/8	1.875	47.62	35/64	•	•		

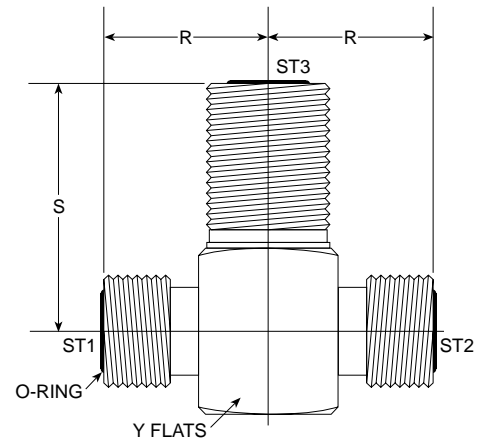
MFS-MFS Bulkhead 45° FS2702 Series

SAE# 520801



PART NO. SIZE	TUBE O.D.	A1 THREAD	A2 THREAD	L LGTH	M.M.	M LGTH	M.M.	Y FLATS	Y FLATS	M.M.	PLATE MAX	Standard Material From Stock			
												S	FG	SS	B
FS2702-04-04	1/4	9/16-18	9/16-18	1.730	43.94	0.630	16.00	9/16	0.562	14.27	1/2	•	•		
FS2702-06-06	3/8	11/16-16	11/16-16	1.910	48.51	0.740	18.80	3/4	0.750	19.05	35/64	•	•		
FS2702-08-08	1/2	13/16-16	13/16-16	2.010	51.05	0.800	20.32	3/4	0.750	19.05	35/64	•	•		
NEW FS2702-10-08															
FS2702-10-10	5/8	1-14	1-14	2.230	56.64	0.920	23.37	1 1/16	1.062	26.97	35/64	•	•		
FS2702-12-12	3/4	1 3/16-12	1 3/16-12	2.390	60.71	1.020	25.91	1 3/16	1.188	30.17	35/64	•	•		
FS2702-16-16	1	1 7/16-12	1 7/16-12	2.570	65.28	1.180	29.97	1 7/16	1.438	36.52	35/64	•	•		
FS2702-20-20	1 1/4	1 11/16-12	1 11/16-12	2.640	67.06	1.260	32.00	1 5/8	1.625	41.27	35/64	•	•		
FS2704-24-24	1 1/2	2-14	2-14	2.640	67.06	1.450	36.83	1 7/8	1.875	47.62	35/64	•	•		

MFS-MFS-Bulkhead Tee FS2703 Series

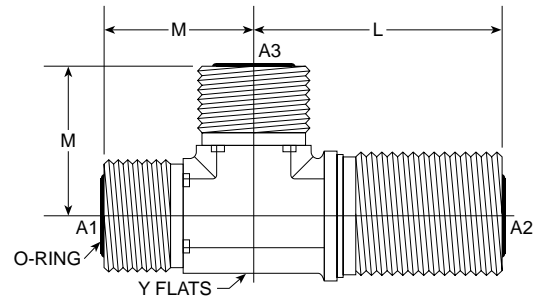


PART NO. SIZE	TUBE O.D.	ST1 THREAD	ST2 THREAD	ST3 THREAD	S LGTH	M.M.	R LGTH	M.M.	Y FLATS	Y FLATS	M.M.	PLATE MAX	Standard Material From Stock			
													S	FG	SS	B
FS2703-04-04-04	1/4	9/16-18	9/16-18	9/16-18	1.850	46.99	0.89	22.61	9/16	0.562	14.27		•			
FS2703-06-06-06	3/8	11/16-16	11/16-16	11/16-16	2.050	52.07	1.02	25.91	3/4	0.750	19.05		•			
FS2703-08-08-08	1/2	13/16-12	13/16-12	13/16-12	2.180	55.37	1.14	28.96	3/4	0.750	19.05		•			
FS2703-12-12-12	3/4	1 3/16-12	1 3/16-12	1 3/16-12	2.650	67.31	1.52	38.61	1 3/16	1.188	30.18		•			

O-ring Face Seal Fittings

MFS-MFS-MFS Tee FS2704 Series

SAE# 520201

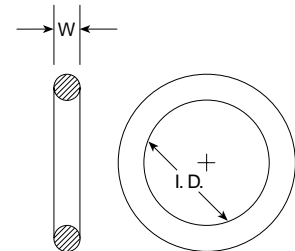


PART NO. SIZE	TUBE O.D.	A1 THREAD	A2 THREAD	A3 THREAD	L LGTH	M M.M.	M LGTH	Y FLATS	Y FLATS	M.M.	PLATE MAX	Standard Material From Stock				
												S	FG	SS	B	
FS2704-04-04-04	1/4	9/16-12	9/16-12	9/16-12	1.850	46.99	0.890	22.61	9/16	0.562	14.27	1/2	•	•		
FS2704-06-06-06	3/8	11/16-16	11/16-16	11/16-16	2.050	52.07	1.020	25.91	3/4	0.750	19.05	35/64	•	•		
FS2704-08-08-08	1/2	13/16-16	13/16-16	13/16-16	2.180	55.37	1.140	28.96	3/4	0.750	19.05	35/64	•	•		
FS2704-10-10-10	5/8	1-14	1-14	1-14	2.480	62.99	1.360	34.55	1 1/16	1.062	26.97	35/64	•	•		
FS2704-12-12-12	3/4	1 3/16-12	1 3/16-12	1 3/16-12	2.650	67.31	1.520	38.61	1 3/16	1.188	30.17	35/64	•	•		
FS2704-16-16-16	1	1 7/16-12	1 7/16-12	1 7/16-12	2.800	71.12	1.670	42.42	1 7/16	1.438	36.52	35/64	•	•		
FS2704-20-20-20	1 1/4	1 11/16-12	1 11/16-12	1 11/16-12	2.970	75.44	1.790	45.47	1 5/8	1.625	41.27	35/64	•	•		

PART NO. SIZE	TUBE O.D.	W WIDTH	I.D.	M.M.
FS4000-04	1/4	0.070	0.301	7.64
FS4000-06	3/8	0.070	0.364	9.25
FS4000-08	1/2	0.070	0.489	12.42
FS4000-10	5/8	0.070	0.614	15.60
FS4000-12	3/4	0.070	0.739	18.77
FS4000-16	1	0.070	0.926	23.52
FS4000-20	1 1/4	0.070	1.176	29.87
FS4000-24	1 1/2	0.070	1.489	37.82

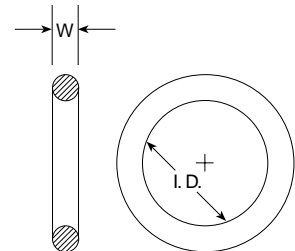
Buna O Ring FS4000 Series

SAE# J515 TYPE CH



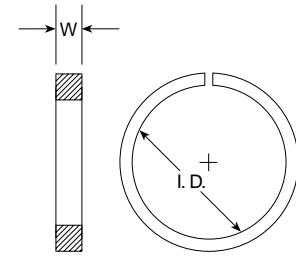
PART NO. SIZE	TUBE O.D.	W WIDTH	I.D.	M.M.
NEW FS4001-04				
NEW FS4001-06				
NEW FS4001-08				
NEW FS4001-10				
NEW FS4001-12				
NEW FS4001-16				
NEW FS4001-20				
NEW FS4001-24				

Viton O Ring FS4001 Series



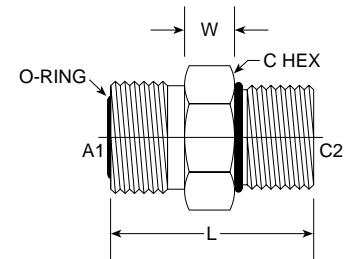
PART NO. SIZE	TUBE O.D.	W WIDTH	I.D.	M.M.
FS6001-04	1/4	0.047	0.260	6.60
FS6001-06	3/8	0.071	0.389	9.88
FS6001-08	1/2	0.071	0.515	13.08
FS6001-10	5/8	0.071	0.642	16.31
FS6001-12	3/4	0.079	0.764	19.41
FS6001-16	1	0.079	1.020	25.91
FS6001-20	1-1/4	0.079	1.264	32.11

Silver Braze Ring FS6001 Series



MFS-MORB Straight FS6400-O Series

SAE # 520120

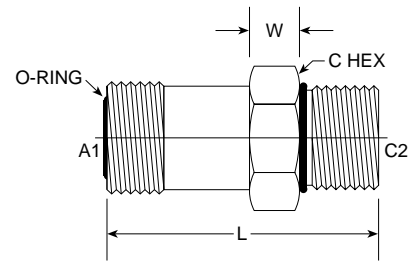


PART NO. SIZE	TUBE O.D.	A1 THREAD	C2 THREAD	L LGTH	M.M.	W WIDTH	M.M.	C HEX	C HEX	M.M.	Standard Material From Stock			
											S	FG	SS	B
FS6400-04-04-O	1/4	9/16-18	7/16-20	1.130	28.70	0.310	7.87	5/8	0.625	15.87	•			
FS6400-04-05-O	1/4	9/16-18	1/2-20	1.133	28.78	0.310	7.87	5/8	0.625	15.88	•			
FS6400-04-06-O	1/4	9/16-18	9/16-18	1.200	30.48	0.340	8.64	3/4	0.750	19.05	•			
NEW FS6400-04-08-O	1/4	9/16-18	3/4-16	1.321	33.55	0.390	9.91	7/8	0.875	22.23	•			
NEW FS6400-04-10-O											•			
NEW FS6400-04-12-O	1/4	9/16-18	1 1/16-12	1.638	41.61	0.520	13.21	1 1/4	1.250	31.75	•			
NEW FS6400-06-04-O	3/8	11/16-16	7/16-20	1.370	34.80	0.340	8.64	3/4	0.750	19.05	•			
NEW FS6400-06-05-O											•			
NEW FS6400-06-06-O	3/8	11/16-16	9/16-18	1.260	32.00	0.340	8.64	3/4	0.750	19.05	•			
NEW FS6400-06-08-O	3/8	11/16-18	3/4-16	1.380	35.05	0.390	9.91	7/8	0.875	22.22	•			
NEW FS6400-06-10-O											•			
NEW FS6400-06-16-O											•			
NEW FS6400-08-06-O											•			
NEW FS6400-08-08-O	1/2	13/16-16	3/4-16	1.440	36.58	0.390	9.91	7/8	0.875	22.22	•			
NEW FS6400-08-10-O	1/2	13/16-16	7/8-14	1.590	40.39	0.460	11.68	1	1.000	25.40	•			
NEW FS6400-08-12-O	1/2	13/16-16	1 1/16-12	1.750	44.45	0.520	13.21	1 1/4	1.250	31.75	•			
NEW FS6400-08-16-O											•			
NEW FS6400-10-08-O	5/8	1-14	3/4-16	1.780	45.21	0.460	11.68	1 1/16	1.062	26.97	•			
NEW FS6400-10-10-O	5/8	1-14	7/8-14	1.700	43.18	0.460	11.68	1 1/16	1.062	26.97	•			
NEW FS6400-10-12-O	5/8	1-14	1 1/16-12	1.120	28.45	0.520	13.21	1 1/4	1.250	31.75	•			
NEW FS6400-12-08-O	3/4	1 3/16-12	3/4-16	1.910	48.51	0.520	13.21	1 1/4	1.250	31.75	•			
NEW FS6400-12-10-O	3/4	1 3/16-12	7/8-14	1.990	50.55	0.520	13.21	1 1/4	1.250	31.75	•			
NEW FS6400-12-12-O	3/4	1 3/16-12	1 1/16-12	1.910	48.51	0.520	13.21	1 1/4	1.250	31.75	•			
NEW FS6400-12-16-O	3/4	1 3/16-12	1 5/16-12	1.960	49.78	0.520	13.21	1 1/2	1.125	28.57	•			
NEW FS6400-16-10-O											•			
NEW FS6400-16-12-O	1	1 7/16-12	1 1/16-12	2.200	55.88	0.560	14.22	1 1/2	1.125	28.57	•			
NEW FS6400-16-16-O	1	1 7/16-12	1 5/16-12	1.980	50.29	0.560	14.22	1 1/2	1.125	28.57	•			
NEW FS6400-16-20-O	1	1 7/16-12	1 5/8-12	2.060	52.32	0.640	16.26	1 7/8	1.875	47.62	•			
NEW FS6400-20-16-O	1 1/4	1 11/16-16	1 5/16-12	2.280	57.91	0.640	16.26	1 7/8	1.875	47.62	•			
NEW FS6400-20-20-O	1 1/4	1 11/16-16	1 5/8-12	2.060	52.32	0.640	16.26	1 7/8	1.875	47.62	•			
NEW FS6400-20-24-O	1 1/4	1 11/16-12	1 7/8-12	2.128	54.05	0.710	18.03	2 1/8	2.125	53.98	•			
NEW FS6400-24-20-O											•			
NEW FS6400-24-24-O	1 1/2	2-12	1 7/8-12	2.130	54.10	0.710	18.03	2 1/8	2.125	53.97	•			

O-ring Face Seal Fittings

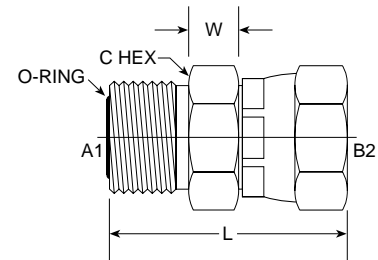
MFS-MORB Straight Long FS6400-L-O Series

SAE # 520122



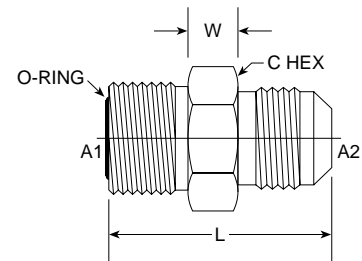
PART NO. SIZE	TUBE O.D.	A1 THREAD	C2 THREAD	L LGTH	M.M.	W WIDTH	M.M.	C HEX	C HEX	M.M.	Standard Material From Stock			
											S	FG	SS	B
FS6400-L-04-04-O	1/4	9/16-18	7/16-20	2.060	52.32	0.310	7.87	5/8	0.625	15.87	•			
FS6400-L-06-06-O	3/8	11/16-16	9/16-18	2.270	57.66	0.340	8.64	3/4	0.750	19.05	•			
FS6400-L-08-08-O	1/2	13/16-16	3/4-16	2.680	68.07	0.390	9.91	7/8	0.875	22.22	•			
FS6400-L-10-10-O	5/8	1-14	7/8-14	3.130	79.50	0.460	11.69	1 1/16	1.062	26.97	•			
FS6400-L-12-12-O	3/4	1 3/16-12	1 1/16-12	3.760	95.50	0.520	13.21	1 1/4	1.250	31.75	•			
FS6400-L-16-16-O	1	1 7/8-12	1 5/16-12	4.140	105.16	0.560	14.23	1 1/2	1.125	28.57	•			
FS6400-L-20-20-O	1 1/4	1 11/16-16	1 5/8-12	4.760	120.90	0.640	16.26	1 7/8	1.875	47.62	•			
FS6400-L-24-24-O	1 1/2	2-12	1 7/8-12	5.260	133.60	0.710	18.03	2 1/8	2.125	53.97	•			

MFS-FJS Straight FS6402 Series



PART NO. SIZE	TUBE O.D.	A1 THREAD	B2 THREAD	L LGTH	M.M.	W WIDTH	M.M.	C HEX	C HEX	M.M.	Standard Material From Stock			
											S	FG	SS	B
FS6402-04-04	1/4	9/16-18	7/16-20	1.350	34.29	0.310	7.87	5/8	0.625	15.87	•			
FS6402-06-06	3/8	11/16-16	9/16-18	1.540	39.12	0.340	8.64	3/4	0.750	19.05	•			
FS6402-08-08	1/2	13/16-16	3/4-16	1.720	43.69	0.390	9.91	7/8	0.875	22.22	•			
FS6402-10-10	5/8	1-14	7/8-14	2.000	50.80	0.460	11.68	1 1/16	1.062	26.97	•			
FS6402-12-12	3/4	1 3/16-12	1 1/16-12	2.250	57.15	0.520	13.21	1 1/4	1.250	31.75	•			
FS6402-16-16	1	1 7/16-12	1 5/16-12	2.375	60.33	0.550	13.97	1 1/2	1.500	38.10	•			
NEW FS6402-20-20											•			

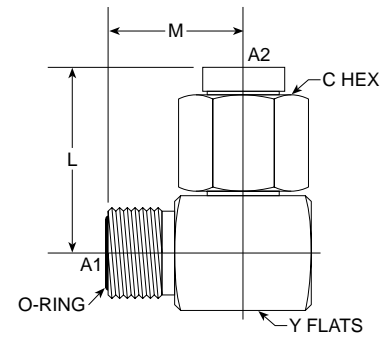
MFS-MJ Straight FS6403 Series



PART NO. SIZE	TUBE O.D.	A1 THREAD	B2 THREAD	L LGTH	M.M.	W WIDTH	M.M.	C HEX	C HEX	M.M.	Standard Material From Stock			
											S	FG	SS	B
FS6403-04-04	1/4	9/16-18	7/16-20	1.250	31.75	0.310	7.87	5/8	0.625	15.87	•			
FS6403-06-06	3/8	11/16-16	9/16-18	1.300	33.02	0.310	7.87	3/4	0.750	19.05	•			
FS6403-08-08	1/2	13/16-16	3/4-16	1.550	39.37	0.390	9.90	7/8	0.875	22.22	•			
FS6403-10-10	5/8	1-14	7/8-14	1.750	44.45	0.390	9.90	1 1/16	1.062	26.97	•			
FS6403-12-12	3/4	1 3/16-12	1 1/16-12	1.950	49.53	0.390	9.90	1 1/4	1.250	31.75	•			
NEW FS6403-16-16											•			

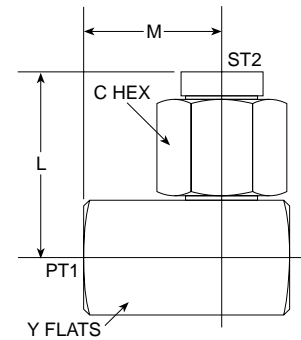
MFS-FFSS 90° FS6500 Series

SAE# 520221



PART NO. SIZE	TUBE O.D.	A1 THREAD	A2 THREAD	L LGTH M.M.	M LGTH M.M.	C HEX	C HEX	Y FLATS M.M.	Y FLATS	Standard Material From Stock							
										S	FG	SS	B				
FS6500-04-04	1/4	9/16-18	9/16-18	1.040	26.42	0.850	21.59	11/16	0.688	17.47	9/16	0.562	14.27	•	•		
FS6500-06-06	3/8	11/16-16	11/16-16	1.150	29.21	0.980	24.89	13/16	0.812	20.62	3/4	0.750	19.05	•	•		
FS6500-08-08	1/2	13/16-16	13/16-16	1.490	37.85	0.850	21.59	15/16	0.938	23.82	3/4	0.750	19.05	•	•		
FS6500-10-10	5/8	1-14	1-14	1.620	41.15	0.980	24.89	1 1/8	1.125	28.57	1 1/16	1.062	26.97	•	•		
FS6500-12-12	3/4	1 3/16-12	1 3/16-12	2.290	58.17	0.850	21.59	1 3/8	1.375	34.92	1 3/16	1.188	30.17	•	•		
FS6500-16-16	1	1 7/16-12	1 7/16-12	2.410	61.21	0.980	24.89	1 5/8	1.625	41.27	1 7/16	1.438	36.52	•	•		
FS6500-20-20	1 1/4	1 11/16-12	1 11/16-12	2.290	58.17	0.850	21.59	1 7/8	1.875	47.62	1 5/8	1.625	41.27	•	•		
FS6500-24-24	1 1/2	2-12	2-12	2.410	61.21	0.980	24.89	2 1/2	2.250	57.15	1 7/8	1.875	47.62	•	•		

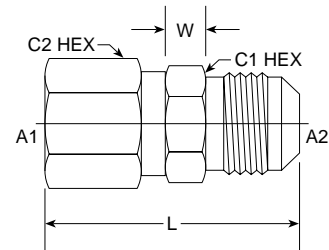
FP-FFSS 90° FS6503 Series



PART NO. SIZE	TUBE O.D.	PT1 THREAD	ST2 THREAD	L LGTH M.M.	W WIDTH M.M.	C HEX	C HEX	Y FLATS M.M.	Y FLATS	Standard Material From Stock							
										S	FG	SS	B				
NEW FS6503-04-04																	
NEW FS6503-06-06																	

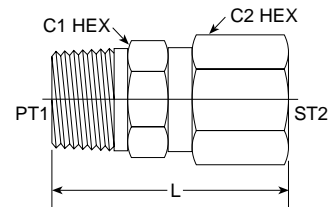
O-ring Face Seal Fittings

FFSS-MJ Straight FS6504 Series



PART NO. SIZE	TUBE O.D.	A1 THREAD	A2 THREAD	L LGTH	W		C1 HEX	C1 HEX	C2 HEX	C2 HEX	M.M.	Standard Material From Stock					
					M.M.	WIDTH M.M.						S	FG	SS	B		
FS6504-04-04	1/4	9/16-18	7/16-20	1.500	38.10	0.270	6.86	1/2	0.500	12.70	11/16	0.688	17.47	•			
FS6504-06-06	3/8	11/16-16	9/16-18	1.760	44.70	0.270	6.86	5/8	0.625	15.87	13/16	0.812	20.62	•			
FS6504-08-04	1/2	13/16-16	7/16-20	2.524	64.11	0.350	8.89	3/4	0.750	19.05	15/16	0.937	23.81	•			
FS6504-08-08	1/2	13/16-16	3/4-16	1.900	48.26	0.350	8.89	13/16	0.812	20.62	15/16	0.937	23.80	•			
FS6504-10-04	5/8	1-14	7/16-20	2.670	67.82	0.370	9.40	7/8	0.880	22.22	1 1/8	1.125	28.58	•			
FS6504-10-10	5/8	1-14	7/8-14	2.300	58.42	0.350	8.89	15/16	0.937	23.80	1 1/4	1.125	28.57	•			
FS6504-12-04	3/4	1 3/16-12	7/16-20	2.916	74.07	0.406	10.31	1 1/8	1.130	28.575	1 3/8	1.375	34.93	•			
NEW FS6504-12-12														•			
FS6504-16-04	1	1 3/16-12	7/16-20	3.115	79.12	0.400	10.21	1 3/8	1.375	34.93	1 5/8	1.625	41.28	•			
FS6504-16-16	3/4	1 7/16-12	1 5/16-12	2.700	68.58	0.410	10.41	1 3/8	1.375	34.92	1 5/8	1.625	41.27	•			
FS6504-20-20	1 1/4	1 11/16-12	1 11/16-12	3.350	85.09	0.410	10.41	1 11/16	1.688	42.87	1 7/8	1.875	47.62	•			

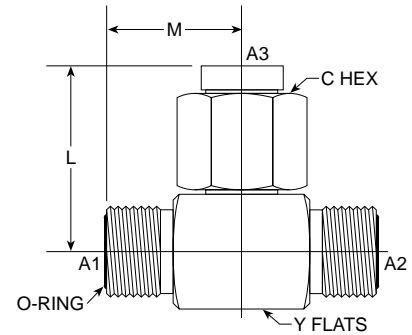
MP-FFSS Straight FS6505 Series



PART NO. SIZE	TUBE O.D.	PT1 THREAD	ST2 THREAD	L LGTH	W		C1 HEX	C1 HEX	C2 HEX	C2 HEX	M.M.	Standard Material From Stock					
					M.M.	WIDTH M.M.						S	FG	SS	B		
NEW FS6505-04-06																	

MFS-MFS-FFSS Branch Tee FS6600 Series

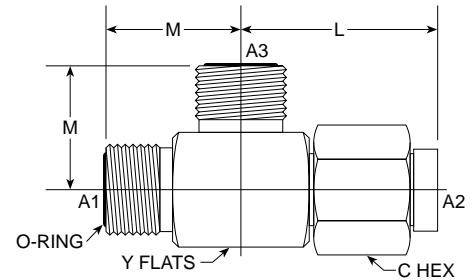
SAE # 520433



PART NO. SIZE	TUBE O.D.	A1 THREAD	A2 THREAD	A3 THREAD	L LGTH M.M.	M LGTH M.M.	C HEX	C HEX	C M.M.	Y FLATS	Y FLATS	Y M.M.	Standard Material From Stock					
													S	FG	SS	B		
FS6600-04-04-04	1/4	9/16-18	9/16-18	9/16-18	1.040	26.42	0.850	21.59	11/16	0.688	17.47	9/16	0.562	14.27	•	•		
FS6600-06-06-06	3/8	11/16-16	11/16-16	11/16-16	1.150	29.21	0.980	24.89	13/16	0.812	20.62	3/4	0.750	19.05	•	•		
FS6600-08-08-08	1/2	13/16-16	13/16-16	13/16-16	1.490	37.85	0.850	21.59	15/16	0.937	23.80	3/4	0.750	19.05	•	•		
FS6600-10-10-10	5/8	1-14	1-14	1-14	1.620	41.15	0.850	21.59	1 1/8	1.125	28.57	1 1/16	1.062	26.97	•	•		
FS6600-12-12-12	3/4	1 3/16-12	1 3/16-12	1 3/16-12	2.290	58.17	0.850	21.59	1 3/8	1.375	34.92	1 3/16	1.188	30.17	•	•		
FS6600-16-16-16	1	1 7/16-12	1 7/16-12	1 7/16-12	2.410	61.21	0.980	24.89	1 5/8	1.625	41.27	1 7/16	1.438	36.52	•	•		
FS6600-20-20-20	1 1/4	1 11/16-12	1 11/16-12	1 11/16-12	2.290	58.17	0.850	21.59	1 7/8	1.875	47.62	1 5/8	1.625	41.27	•	•		
FS6600-24-24-24	1 1/2	2-12	2-12	2-12	2.410	61.21	0.980	24.89	2 1/4	2.250	57.15	1 7/8	1.875	47.62	•	•		

MFS-FFSS-MFS Tee FS6602 Series

SAE # 520432

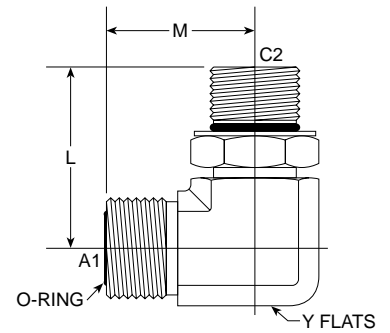


PART NO. SIZE	TUBE O.D.	A1 THREAD	A2 THREAD	A3 THREAD	L LGTH M.M.	M LGTH M.M.	C HEX	C HEX	C M.M.	Y FLATS	Y FLATS	Y M.M.	Standard Material From Stock					
													S	FG	SS	B		
FS6602-04-04-04	1/4	9/16-18	9/16-18	9/16-18	1.040	26.42	0.850	21.59	11/16	0.688	17.47	9/16	0.562	14.27	•	•		
FS6602-06-06-06	3/8	11/16-16	11/16-16	11/16-16	1.150	29.21	0.980	24.89	13/16	0.812	20.62	3/4	0.750	19.05	•	•		
FS6602-08-08-08	1/2	13/16-16	13/16-16	13/16-16	1.490	37.85	1.100	27.94	15/16	0.937	23.80	3/4	0.750	19.05	•	•		
FS6602-10-10-10	5/8	1-14	1-14	1-14	1.620	41.15	1.310	33.27	1 1/4	1.250	31.75	1 1/16	1.062	26.97	•	•		
FS6602-12-12-12	3/4	1 3/16-12	1 3/16-12	1 3/16-12	1.820	46.23	1.470	37.34	1 3/8	1.375	34.92	1 3/16	1.188	30.17	•	•		
FS6602-16-16-16	1	1 7/16-12	1 7/16-12	1 7/16-12	2.100	53.34	1.640	41.66	1 5/8	1.625	41.27	1 7/16	1.438	36.52	•	•		
FS6602-20-20-20	1 1/4	1 11/16-12	1 11/16-12	1 11/16-12	2.290	58.17	1.760	44.70	1 7/8	1.875	47.62	1 5/8	1.625	41.27	•	•		
FS6602-24-24-24	1 1/2	2-12	2-12	2-12	2.410	61.21	1.920	48.77	2 1/4	2.250	57.15	1 7/8	1.875	47.62	•	•		

O-ring Face Seal Fittings

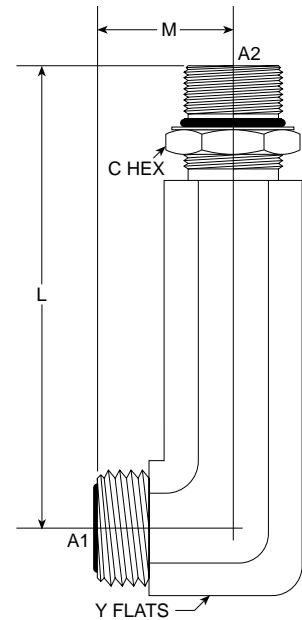
MFS-MAORB 90° FS6801-NWO Series

SAE # 520220



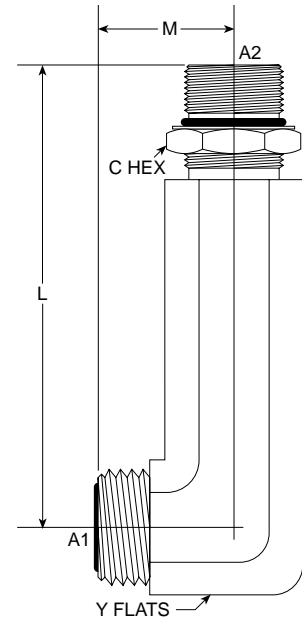
PART NO. SIZE	TUBE O.D.	A1 THREAD	C2 THREAD	L LGTH	M.M.	M LGTH	M.M.	Y FLATS	Y FLATS	M.M.	Standard Material From Stock			
											S	FG	SS	B
FS6801-04-04-NWO	1/4	9/16-18	7/16-20	1.290	32.77	0.850	21.59	9/16	0.562	14.27	•	•		
FS6801-04-06-NWO	1/4	9/16-18	9/16-18	1.450	36.83	0.920	23.37	3/4	0.750	19.05	•	•		
FS6801-04-08-NWO	1/4	9/16-18	3/4-16	1.600	40.64	0.970	24.64	3/4	0.750	19.05	•	•		
FS6801-06-04-NWO	3/8	11/16-16	7/16-20	1.370	34.80	0.980	24.89	3/4	0.750	19.05	•	•		
NEW FS6801-06-05-NWO												•		
FS6801-06-06-NWO	3/8	11/16-16	9/16-18	1.450	36.83	0.980	24.89	3/4	0.750	19.05	•	•		
FS6801-06-08-NWO	3/8	11/16-16	3/4-16	1.600	40.64	1.040	26.42	3/4	0.750	19.05	•	•		
FS6801-06-10-NWO	3/8	11/16-16	5/8-14	1.970	50.03	1.150	29.21	1 1/16	1.062	26.97	•	•	•	
FS6801-06-12-NWO	3/8	11/16-12	1 1/16-12	2.170	55.12	1.250	31.75	1 3/16	1.188	30.17	•	•		
FS6801-08-06-NWO	1/2	13/16-16	9/16-18	1.440	36.58	1.100	27.94	3/4	0.750	19.05	•	•		
FS6801-08-08-NWO	1/2	13/16-16	3/4-16	1.600	40.64	1.100	27.94	3/4	0.750	19.05	•	•		
FS6801-08-10-NWO	1/2	13/16-16	5/8-14	1.970	50.04	1.210	30.73	1 1/16	1.062	26.97	•	•		
FS6801-08-12-NWO	1/2	13/16-16	1 1/16-12	2.170	55.12	1.320	33.53	1 3/16	1.188	30.17	•	•		
NEW FS6801-10-08-NWO											•	•		
FS6801-10-10-NWO	5/8	1-14	7/8-14	1.970	50.04	1.310	33.27	1 1/16	1.062	26.97	•	•		
FS6801-10-12-NWO	5/8	1-14	1 1/16-12	2.170	55.12	1.410	35.81	1 3/16	1.188	30.17	•	•		
FS6801-12-08-NWO	3/4	1 3/16-12	3/4-16	1.840	46.74	1.470	37.34	1 3/16	1.188	30.17	•	•		
FS6801-12-10-NWO	3/4	1 3/16-12	7/8-14	2.170	55.12	1.470	37.34	1 3/16	1.188	30.17	•	•		
FS6801-12-12-NWO	3/4	1 3/16-12	1 1/16-12	2.170	55.12	1.470	37.34	1 3/16	1.188	30.17	•	•		
FS6801-12-16-NWO	3/4	1 3/16-12	1 5/16-12	2.350	59.69	1.620	41.15	1 7/16	1.438	36.52	•	•		
NEW FS6801-12-20-NWO												•		
FS6801-16-12-NWO	1	1 7/16-12	1 1/16-12	2.320	58.93	1.640	41.66	1 7/16	1.438	36.52	•	•		
FS6801-16-16-NWO	1	1 7/16-12	1 5/16-12	2.350	59.69	1.640	41.66	1 7/16	1.438	36.52	•	•		
FS6801-16-20-NWO	1	1 7/16-12	1 5/8-12	2.450	62.23	1.760	44.70	1 5/8	1.625	41.27	•	•		
FS6801-20-16-NWO	1 1/4	1 11/16-12	1 5/16-12	2.450	62.23	1.760	44.70	1 5/8	1.625	41.27	•	•		
FS6801-20-20-NWO	1 1/4	1 11/16-12	1 5/8-12	2.450	62.23	1.760	44.70	1 5/8	1.625	41.27	•	•		
FS6801-20-24-NWO	1 1/4	1 11/16-12	1 7/8-12	2.590	65.79	1.920	48.77	1 7/8	1.875	47.62	•	•		
FS6801-24-20-NWO	1 1/2	2-12	1 5/8-12	2.590	65.79	1.920	48.77	1 7/8	1.875	47.62	•	•		
FS6801-24-24-NWO	1 1/2	2-12	1 7/8-12	2.590	65.79	1.920	48.77	1 7/8	1.875	47.62	•	•		

MFS-MORB 90° Long FS6801-L-NWO Series



PART NO. SIZE	TUBE O.D.	A1 THREAD	A2 THREAD	L LGTH	M.M.	M LGTH	M.M.	Y FLATS	Y FLATS	M.M.	Standard Material From Stock			
											S	FG	SS	B
FS6801-L-04-04-NWO	1/4	9/16-18	7/16-20	2.23	56.64	.85	21.59	9/16	.562	14.27		•		
FS6801-L-06-06-NWO	3/8	11/16-16	9/16-18	2.61	66.29	.98	24.89	3/4	.750	19.05		•		
FS6801-L-08-08-NWO	1/2	13/16-16	3/4-16	2.95	74.93	1.10	27.94	3/4	.750	19.05		•		
FS6801-L-16-16-NWO	1	1 7/16-12	1 5/16-12	4.51	114.55	1.64	41.66	1 7/16	1.438	36.53		•		

MF-MAORB X-Long FS6801-LL-NWO Series

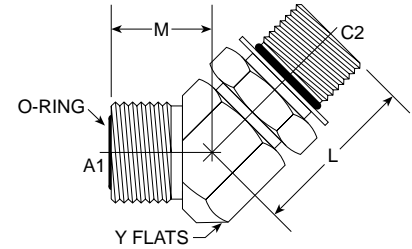


PART NO. SIZE	TUBE O.D.	A1 THREAD	A2 THREAD	L LGTH	M.M.	M LGTH	M.M.	Y FLATS	Y FLATS	M.M.	Standard Material From Stock			
											S	FG	SS	B
FS6801-LL-08-08-NWO	1/2	13/16-16	3/4-16	3.50	88.90	1.10	27.94	3/4	.750	19.05		•		
FS6801-LL-16-16-NWO	1	1 7/16-12	1 5/16-12	5.00	127.00	1.64	41.66	1 7/16	1.438	36.53		•		

O-ring Face Seal Fittings

MFS-MAORB 45° FS6802-NWO Series

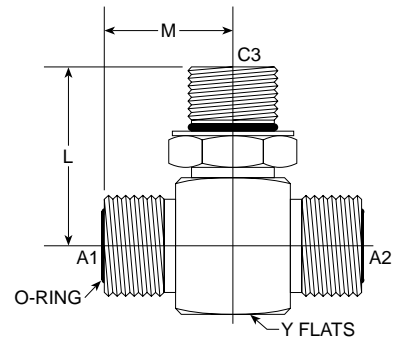
SAE # 520320



PART NO. SIZE	TUBE O.D.	A1 THREAD	C2 THREAD	L LGTH	M.M.	M LGTH	M.M.	Y FLATS	Y FLATS	M.M.	Standard Material From Stock			
											S	FG	SS	B
FS6802-04-04-NWO	1/4	9/16-18	7/16-20	1.180	29.97	0.630	16.00	9/16	0.562	14.27	•	•		
FS6802-04-06-NWO	1/4	9/16-18	9/16-18	1.300	33.02	0.690	17.53	3/4	0.750	19.05	•	•		
FS6802-06-04-NWO	3/8	11/16-16	7/16-20	1.220	30.99	0.740	18.80	3/4	0.750	19.05	•	•		
FS6802-06-06-NWO	3/8	11/16-16	9/16-18	1.300	33.02	0.740	18.80	3/4	0.750	19.05	•	•		
FS6802-06-08-NWO	3/8	11/16-16	3/4-16	1.450	36.83	0.740	18.80	3/4	0.750	19.05	•	•		
NEW FS6802-06-10-NWO											•	•		
FS6802-08-06-NWO	1/2	13/16-16	9/16-18	1.270	32.26	0.800	20.32	3/4	0.750	19.05	•	•		
FS6802-08-08-NWO	1/2	13/16-16	3/4-16	1.430	36.32	0.800	20.32	3/4	0.750	19.05	•	•		
FS6802-08-10-NWO	1/2	13/16-16	7/8-14	1.760	44.70	0.840	21.34	3/4	0.750	19.05	•	•		
FS6802-10-08-NWO	5/8	1-14	3/4-16	1.590	40.39	0.920	23.27	1 1/16	1.062	26.97	•	•		
FS6802-10-10-NWO	5/8	1-14	7/8-14	1.760	44.70	0.920	23.37	1 1/16	1.062	26.97	•	•		
FS6802-10-12-NWO	5/8	1-14	1 1/16-12	1.970	50.04	0.980	24.89	1 3/16	1.188	30.17	•	•		
FS6802-12-10-NWO	3/4	1 3/16-12	7/8-14	1.810	45.98	1.020	25.91	1 3/16	1.188	30.17	•	•		
FS6802-12-12-NWO	3/4	1 3/16-12	1 1/16-12	1.970	50.04	1.020	25.91	1 3/16	1.188	30.17	•	•		
FS6802-12-16-NWO	3/4	1 3/16-12	1 5/16-12	2.060	52.33	1.020	25.91	1 7/16	1.438	36.52	•	•		
FS6802-16-12-NWO	1	1 7/16-12	1 1/16-12	2.030	51.57	1.180	29.97	1 7/16	1.438	36.52	•	•		
FS6802-16-16-NWO	1	1 7/16-12	1 5/16-12	2.060	52.33	1.180	29.97	1 7/16	1.438	36.52	•	•		
FS6802-16-20-NWO	1	1 7/16-12	1 5/8-12	2.250	57.15	1.260	32.00	1 5/8	1.625	41.27	•	•		
FS6802-20-20-NWO	1 1/4	1 11/16-12	1 5/8-12	2.110	53.59	1.260	32.00	1 5/8	1.625	41.27	•	•		
FS6802-24-24-NWO	1 1/2	2-12	1 7/8-12	2.110	53.59	1.450	36.83	1 7/8	1.875	47.62	•	•		

MFS-MFS-MAORB Tee FS6803-NWO Series

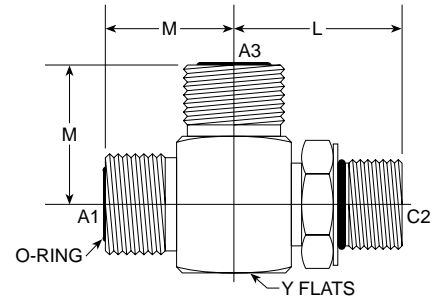
SAE # 520429



PART NO. SIZE	TUBE O.D.	A1 THREAD	A2 THREAD	C3 THREAD	L LGTH	M.M.	M LGTH	M.M.	Y FLATS	Y FLATS	M.M.	Standard Material From Stock			
												S	FG	SS	B
FS6803-04-04-04-NWO	1/4	9/16-18	9/16-18	7/16-20	1.290	32.77	0.850	21.59	9/16	0.562	14.27	•	•		
FS6803-06-06-06-NWO	3/8	11/16-16	11/16-16	9/16-18	1.450	36.83	0.980	24.89	3/4	0.750	19.05	•	•		
FS6803-08-08-08-NWO	1/2	13/16-16	13/16-16	3/4-16	1.600	40.64	1.100	27.94	3/4	0.750	19.05	•	•		
FS6803-10-10-10-NWO	5/8	1-14	1-14	7/8-14	1.970	50.04	1.310	33.27	1 1/16	1.062	26.97	•	•		
FS6803-12-12-12-NWO	3/4	1 3/16-12	1 3/16-12	1 1/16-12	2.170	55.12	1.470	37.34	1 3/16	1.188	30.17	•	•		
FS6803-16-16-16-NWO	1	1 7/16-12	1 7/16-12	1 5/16-12	2.350	59.69	1.640	41.66	1 7/16	1.438	36.52	•	•		
FS6803-20-20-20-NWO	1 1/4	1 11/16-12	1 11/16-12	1 5/8-12	2.450	62.23	1.760	44.70	1 5/8	1.625	41.27	•	•		

MFS-MAORB-MFS Tee FS6804-NWO Series

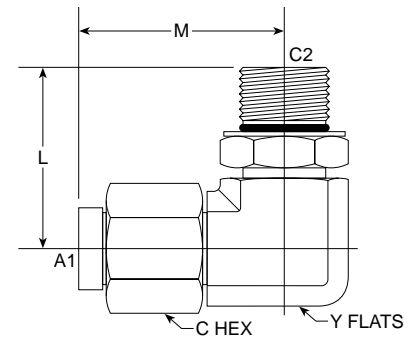
SAE # 520428



PART NO. SIZE	TUBE O.D.	A1 THREAD	C2 THREAD	A3 THREAD	L LGTH	M.M.	M LGTH	M.M.	Y FLATS	Y FLATS	M.M.	Standard Material From Stock			
												S	FG	SS	B
FS6804-04-04-04-NWO	1/4	9/16-18	7/16-20	9/16-18	1.290	32.77	0.850	21.59	9/16	0.562	14.27	•	•		
FS6804-04-06-04-NWO	1/4	9/16-18	9/16-18	9/16-18	1.450	36.83	0.920	23.37	3/4	0.750	19.05	•	•		
FS6804-06-04-06-NWO	3/8	11/16-16	11/16-16	7/16-20	1.370	34.80	0.980	24.89	3/4	0.750	19.05	•	•		
FS6804-06-06-06-NWO	3/8	11/16-16	9/16-18	11/16-16	1.450	36.83	0.980	24.89	3/4	0.750	19.05	•	•		
FS6804-08-06-08-NWO	1/2	13/16-16	13/16-16	9/16-18	1.440	36.58	1.100	27.94	3/4	0.750	19.05	•	•		
FS6804-08-08-08-NWO	1/2	13/16-16	3/4-16	13/16-16	1.600	40.64	1.100	27.94	3/4	0.750	19.05	•	•		
FS6804-08-12-08-NWO	1/2	13/16-16	13/16-12	1 1/16-12	2.170	55.12	1.320	33.53	1 3/16	1.188	30.18	•	•		
FS6804-10-10-10-NWO	5/8	1-14	7/8-14	1-14	1.970	50.04	1.310	33.27	1 1/16	1.062	26.97	•	•		
NEW FS6804-10-12-10-NWO															
FS6804-12-12-12-NWO	3/4	1 3/16-12	1 1/16-12	1 3/16-12	2.170	55.12	1.470	37.34	1 3/16	1.188	30.17	•	•		
FS6804-16-16-16-NWO	1	1 7/16-12	1 5/16-12	1 7/16-12	2.350	59.69	1.640	41.66	1 7/16	1.437	36.50	•	•		
FS6804-20-20-20-NWO	1 1/4	1 11/16-12	1 5/8-12	1 11/16-12	2.450	62.23	1.760	44.70	1 5/8	1.625	41.27	•	•		
FS6804-24-24-24-NWO	1 1/2	2-12	1 7/8-12	2-12	2.590	65.79	1.920	48.77	1 7/8	1.875	47.62	•	•		

FFSS-MAORB 90° FS6809-NWO Series

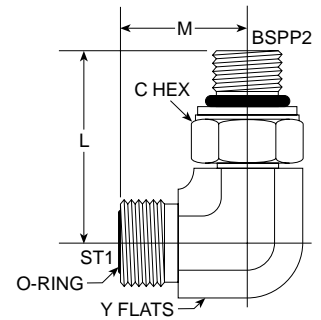
SAE # 520281



PART NO. SIZE	TUBE O.D.	A1 THREAD	C2 THREAD	L LGTH	M.M.	M LGTH	M.M.	C HEX	C HEX	M.M.	Y FLATS	Y FLATS	M.M.	Standard Material From Stock			
														S	FG	SS	B
FS6809-04-04-NWO	1/4	9/16-18	7/16-20	1.290	32.77	1.040	26.42	11/16	0.688	17.47	9/16	0.562	14.27	•	•		
FS6809-06-06-NWO	3/8	11/16-16	9/16-18	1.450	36.83	1.150	29.21	13/16	0.812	20.62	3/4	0.750	19.05	•	•		
FS6809-08-08-NWO	1/2	13/16-16	3/4-16	1.600	40.64	1.490	37.85	15/16	0.937	23.80	3/4	0.750	19.05	•	•		
FS6809-10-10-NWO	5/8	1-14	7/8-14	1.970	50.04	1.620	41.25	1 1/8	1.125	28.57	1 1/16	1.062	26.97	•	•		
FS6809-12-12-NWO	3/4	1 3/16-12	1 1/16-12	2.170	55.12	1.820	46.23	1 3/8	1.387	34.23	1 3/16	1.188	30.17	•	•		
FS6809-16-16-NWO	1	1 3/16-12	1 5/16-12	2.350	59.69	2.100	53.34	1 5/8	1.625	41.27	1 7/16	1.437	36.50	•	•		

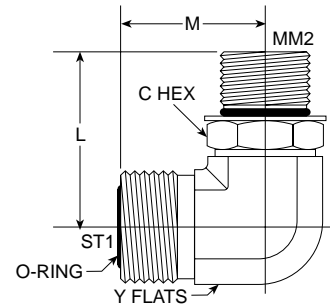
O-ring Face Seal Fittings

MFS-MBSPP 90° Elbow FS7202-NWO Series



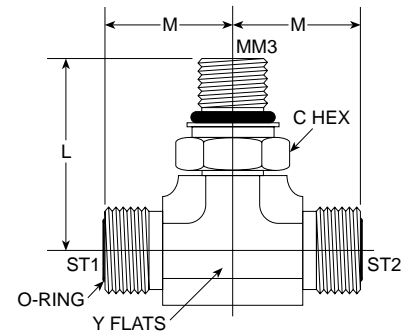
PART NO. SIZE	TUBE O.D.	ST1 THREAD	BSPP2 THREAD	L LGTH	M.M.	M LGTH	M.M.	C HEX	Y FLATS	M.M.	Standard Material From Stock			
											S	FG	SS	B
NEW FS7202-04-02-NWO												.		
NEW FS7202-04-04-NWO												.		
NEW FS7202-04-06-NWO												.		
NEW FS7202-06-04-NWO												.		
NEW FS7202-06-06-NWO												.		
NEW FS7202-08-04-NWO												.		
NEW FS7202-08-06-NWO												.		
NEW FS7202-08-08-NWO												.		
NEW FS7202-08-12-NWO												.		
NEW FS7202-10-06-NWO												.		
NEW FS7202-10-08-NWO												.		
NEW FS7202-10-12-NWO												.		
NEW FS7202-10-16-NWO												.		
NEW FS7202-12-08-NWO												.		
NEW FS7202-12-12-NWO												.		
NEW FS7202-12-16-NWO												.		
NEW FS7202-16-12-NWO												.		
NEW FS7202-16-16-NWO												.		
NEW FS7202-16-20-NWO												.		
NEW FS7202-20-16-NWO												.		
NEW FS7202-20-20-NWO												.		
NEW FS7202-20-24-NWO												.		
NEW FS7202-24-24-NWO												.		

MFS-MMAORB 90° Elbow FS7205-NWO Series



PART NO. SIZE	TUBE O.D.	ST1 THREAD	MM2 THREAD	L LGTH	M.M.	M LGTH	M.M.	C HEX	Y FLATS	M.M.	Standard Material From Stock			
											S	FG	SS	B
NEW FS7205-04-12-NWO														
NEW FS7205-04-14-NWO														
NEW FS7205-06-10-NWO														
NEW FS7205-06-12-NWO														
NEW FS7205-06-14-NWO														
NEW FS7205-06-16-NWO														
NEW FS7205-06-18-NWO														
NEW FS7205-08-14-NWO														
NEW FS7205-08-16-NWO														
NEW FS7205-08-18-NWO														
NEW FS7205-10-18-NWO														
NEW FS7205-10-22-NWO														
NEW FS7205-10-27-NWO														
NEW FS7205-12-22-NWO														
NEW FS7205-12-27-NWO														
NEW FS7205-16-33-NWO														
NEW FS7205-20-38-NWO														
NEW FS7205-20-42-NWO														
NEW FS7205-24-48-NWO														

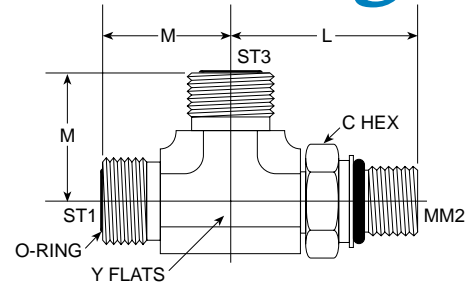
MFS-MFS-MMAORB Tee FS7210-NWO Series



PART NO. SIZE	TUBE O.D.	ST1 THREAD	ST2 THREAD	MM3 THREAD	L LGTH	M.M.	M LGTH	M.M.	C HEX	Y FLATS	M.M.	Standard Material From Stock			
												S	FG	SS	B
NEW FS7210-04-04-12-NWO															
NEW FS7210-04-04-14-NWO															
NEW FS7210-06-06-14-NWO															
NEW FS7210-06-06-16-NWO															
NEW FS7210-08-08-14-NWO															
NEW FS7210-08-08-18-NWO															
NEW FS7210-08-08-22-NWO															
NEW FS7210-10-10-22-NWO															
NEW FS7210-12-12-27-NWO															
NEW FS7210-16-16-33-NWO															
NEW FS7210-20-20-42-NWO															
NEW FS7210-24-24-48-NWO															

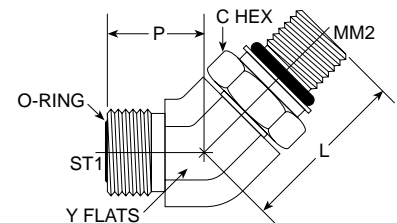
O-ring Face Seal Fittings

MFS-MMAORB-MFS Tee FS7215-NWO Series



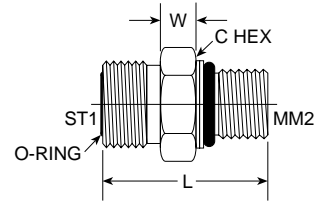
PART NO. SIZE	TUBE O.D.	ST1 THREAD	MM2 THREAD	ST3 THREAD	L LGTH	M.M.	M LGTH	M.M.	C HEX	Y FLATS	M.M.	Standard Material From Stock					
												S	FG	SS	B		
NEW FS7215-04-12-04-NWO																	
NEW FS7215-04-14-04-NWO																	
NEW FS7215-06-14-06-NWO																	
NEW FS7215-06-16-06-NWO																	
NEW FS7215-08-14-08-NWO																	
NEW FS7215-08-18-08-NWO																	
NEW FS7215-08-22-08-NWO																	
NEW FS7215-10-18-10-NWO																	
NEW FS7215-10-22-10-NWO																	
NEW FS7215-12-27-12-NWO																	
NEW FS7215-16-33-16-NWO																	
NEW FS7215-20-42-20-NWO																	
NEW FS7215-24-48-24-NWO																	

MFS-MMAORB 45° Elbow FS7300-NWO Series



PART NO. SIZE	TUBE O.D.	ST1 THREAD	MM2 THREAD	L LGTH	M.M.	P LGTH	M.M.	C HEX	Y FLATS	M.M.	Standard Material From Stock						
											S	FG	SS	B			
NEW FS7300-04-12-NWO																	
NEW FS7300-04-14-NWO																	
NEW FS7300-06-16-NWO																	
NEW FS7300-08-14-NWO																	
NEW FS7300-08-18-NWO																	
NEW FS7300-10-22-NWO																	
NEW FS7300-12-27-NWO																	
NEW FS7300-16-33-NWO																	
NEW FS7300-20-40-NWO																	
NEW FS7300-24-48-NWO																	

MFS-MMORB FS7640-O Series



PART NO. SIZE	TUBE O.D.	ST1 THREAD	MM2 THREAD	L LGTH	M.M.	W LGTH	C HEX	Standard Material From Stock				
								S	FG	SS	B	
NEW FS7640-04-10-0												
NEW FS7640-04-12-0												
NEW FS7640-04-14-0												
NEW FS7640-06-12-0												
NEW FS7640-06-14-0												
NEW FS7640-06-16-0												
NEW FS7640-06-18-0												
NEW FS7640-06-22-0												
NEW FS7640-08-14-0												
NEW FS7640-08-16-0												
NEW FS7640-08-18-0												
NEW FS7640-08-22-0												
NEW FS7640-08-27-0												
NEW FS7640-08-33-0												
NEW FS7640-10-18-0												
NEW FS7640-10-22-0												
NEW FS7640-10-27-0												
NEW FS7640-10-33-0												
NEW FS7640-12-22-0												
NEW FS7640-12-27-0												
NEW FS7640-12-33-0												
NEW FS7640-16-33-0												
NEW FS7640-20-38-0												
NEW FS7640-20-42-0												